


Analyzing Defensive Fronts and Coverages to Stop the Running Quarterback: The Ultimate Guide

In today's modern NFL, the running quarterback is a force to be reckoned with. With players like Lamar Jackson, Kyler Murray, and Josh Allen leading the way, teams are increasingly using their quarterbacks as a weapon in the running game. This has posed a major challenge for defenses, who must now find ways to stop these elusive and dangerous runners.



How to Defend a Running Spread Option Quarterback: Analyzing Defensive Fronts and Coverages to Stop the Running Quarterback by Joseph Moss

★★★★★ 5 out of 5

Language : English
File size : 3573 KB
Text-to-Speech : Enabled
Screen Reader : Supported
Enhanced typesetting : Enabled
Word Wise : Enabled
Print length : 38 pages



This comprehensive guide will provide you with the knowledge and tools you need to effectively analyze defensive fronts and coverages, and develop strategies to stop the running quarterback. We will cover the following topics:

- The different types of defensive fronts

- The different types of coverages
- How to analyze defensive fronts and coverages
- How to develop strategies to stop the running quarterback

The Different Types of Defensive Fronts

The defensive front is the first line of defense against the running quarterback. There are a variety of different defensive fronts that teams can use, each with its own strengths and weaknesses. Some of the most common defensive fronts include:

- **4-3 Defense:** The 4-3 defense is a traditional defensive front that consists of four down linemen and three linebackers. The down linemen are typically aligned in a two-point stance, with the nose tackle lined up over the center and the defensive ends lined up outside the tackles. The linebackers are typically aligned behind the down linemen, with the middle linebacker lined up over the center and the outside linebackers lined up outside the defensive ends.
- **3-4 Defense:** The 3-4 defense is a more modern defensive front that consists of three down linemen and four linebackers. The down linemen are typically aligned in a one-point stance, with the nose tackle lined up over the center and the defensive ends lined up outside the tackles. The linebackers are typically aligned behind the down linemen, with the middle linebacker lined up over the center and the outside linebackers lined up outside the defensive ends.
- **5-2 Defense:** The 5-2 defense is a hybrid defensive front that consists of five down linemen and two linebackers. The down linemen are typically aligned in a two-point stance, with the nose tackle lined up

over the center and the defensive ends lined up outside the tackles. The linebackers are typically aligned behind the down linemen, with the middle linebacker lined up over the center and the outside linebacker lined up outside the defensive end on one side of the field.

The Different Types of Coverages

The coverage is the second line of defense against the running quarterback. The coverage is responsible for covering the receivers and preventing them from getting open. There are a variety of different coverages that teams can use, each with its own strengths and weaknesses. Some of the most common coverages include:

- **Man-to-man coverage:** In man-to-man coverage, each defender is responsible for covering a specific receiver. The defender will follow the receiver wherever he goes on the field. Man-to-man coverage is the most effective way to stop the running quarterback, but it is also the most difficult to execute.
- **Zone coverage:** In zone coverage, each defender is responsible for covering a specific area of the field. The defender will not follow a specific receiver, but he will instead stay in his zone and cover any receivers who enter his area. Zone coverage is less effective than man-to-man coverage against the running quarterback, but it is also easier to execute.
- **Combination coverage:** Combination coverage is a hybrid coverage that combines elements of both man-to-man and zone coverage. In combination coverage, some defenders will play man-to-man while other defenders will play zone. Combination coverage can be very

effective against the running quarterback, but it is also more difficult to execute than either man-to-man or zone coverage.

How to Analyze Defensive Fronts and Coverages

The first step to stopping the running quarterback is to be able to analyze defensive fronts and coverages. This can be done by watching film of the opposing team's defense. When watching film, pay attention to the following:

- **The type of defensive front that the team is using**
- **The type of coverage that the team is using**
- **The alignment of the defenders**
- **The movement of the defenders**

Once you have analyzed the defensive front and coverage, you can start to develop strategies to stop the running quarterback.

How to Develop Strategies to Stop the Running Quarterback


There are a number of different strategies that you can use to stop the running quarterback. Some of the most effective strategies include:

- **Use a spy:** A spy is a defender who is assigned to specifically cover the running quarterback. The spy will follow the running quarterback wherever he goes on the field. This is a very effective way to stop the running quarterback, but it can also leave the defense vulnerable to other plays.

- **Blitz the running quarterback:** A blitz is a defensive play in which one or more defenders rush the quarterback. Blitzing the running quarterback can be very effective, but it can also leave the defense vulnerable to the pass.
- **Force the running quarterback to throw:** The best way to stop the running quarterback is to force him to throw the ball. This can be done by using a variety of defensive strategies, such as man-to-man coverage, zone coverage, or combination coverage.

By following the strategies outlined in this guide, you can develop a comprehensive plan to stop the running quarterback. With careful preparation and execution, you can give your team the best chance of success against this dangerous offensive weapon.

The running quarterback is a major challenge for defenses in today's NFL. However, by understanding the different types of defensive fronts and coverages, and by developing effective strategies, you can give your team the best chance of success against this dangerous offensive weapon.



How to Defend a Running Spread Option Quarterback: Analyzing Defensive Fronts and Coverages to Stop the Running Quarterback by Joseph Moss

★★★★★ 5 out of 5

Language	: English
File size	: 3573 KB
Text-to-Speech	: Enabled
Screen Reader	: Supported
Enhanced typesetting	: Enabled
Word Wise	: Enabled
Print length	: 38 pages


FREE

DOWNLOAD E-BOOK



Step Onto the Dance Floor of Spanish Fluency with "Bailando Con Las Palabras En Una Discoteca"

Are you ready to take a spin on the Spanish language dance floor? Get ready to salsa through conversations with confidence with "Bailando Con Las...



And Yet: Essays by Christopher Hitchens

A Review Christopher Hitchens was one of the most brilliant and provocative writers of our time. He was a master of the essay...